

PROCESO ELECTORAL FEDERAL Y PROCESOS ELECTORALES LOCALES CONCURRENTES 2023-2024

INFORMATION FOR FOREIGN VISITORS ABOUT THE LOCAL ELECTORAL PROCESS IN THE STATE OF GUANAJUATO

<p>Positions up for election</p>	<ul style="list-style-type: none"> <p>Governorship:</p> <table border="1" data-bbox="693 443 1151 558"> <tr> <td>Candidacies</td> <td>3</td> </tr> <tr> <td>Women</td> <td>3</td> </tr> <tr> <td>Men</td> <td>0</td> </tr> </table> <p>Total number of local deputies, specifying how many of relative majority and how many of proportional representation:</p> <table border="1" data-bbox="662 705 1183 821"> <tr> <td>Total</td> <td>36</td> </tr> <tr> <td>Relative Majority (RM)</td> <td>22</td> </tr> <tr> <td>Proportional Representation (PR)</td> <td>14</td> </tr> </table> <p>Total number of municipalities, specifying total number of municipal presidents, as well as members of the city council:</p> <table border="1" data-bbox="675 968 1170 1157"> <tr> <td>Municipalities in total</td> <td>46</td> </tr> <tr> <td>Municipal presidencies</td> <td>46</td> </tr> <tr> <td>Syndicates</td> <td>52</td> </tr> <tr> <td>Councillorships RM</td> <td>0</td> </tr> <tr> <td>Councillorships PR</td> <td>418</td> </tr> </table> 	Candidacies	3	Women	3	Men	0	Total	36	Relative Majority (RM)	22	Proportional Representation (PR)	14	Municipalities in total	46	Municipal presidencies	46	Syndicates	52	Councillorships RM	0	Councillorships PR	418
	Candidacies	3																					
	Women	3																					
	Men	0																					
Total	36																						
Relative Majority (RM)	22																						
Proportional Representation (PR)	14																						
Municipalities in total	46																						
Municipal presidencies	46																						
Syndicates	52																						
Councillorships RM	0																						
Councillorships PR	418																						
<p>Number of voters</p>	<table border="1" data-bbox="693 1199 1151 1350"> <tr> <td>Total voters</td> <td>4,837,428</td> </tr> <tr> <td>Women</td> <td>2,530,569</td> </tr> <tr> <td>Men</td> <td>2,306,856</td> </tr> <tr> <td>Non-binary persons</td> <td>3</td> </tr> </table> <p>* As of 07 March 2024.</p>	Total voters	4,837,428	Women	2,530,569	Men	2,306,856	Non-binary persons	3														
Total voters	4,837,428																						
Women	2,530,569																						
Men	2,306,856																						
Non-binary persons	3																						

**Characteristics
of state
electoral
bodies**

Name of the state electoral administrative authority: Electoral Institute of the State of Guanajuato.

- **Website address:** <https://www.ieeg.mx>
- **Number of Councils:** 1 Consejo General, 22 Consejos Distritales Electorales y 46 Consejos Municipales Electorales.
- **Integration of the highest management body:**

City Councils Total	7
Women	5
Men	2
Representaciones partidistas	7

- **Main powers in the election framework:**
Established in Article 104 of the LEGIPE and Article 78 of the LIPEEG.

Name of the state electoral jurisdictional authority: State Electoral Tribunal of Guanajuato.

- **Website address:** <https://www.teegto.org.mx/#gsc.tab=0>
- **Number of Meeting Rooms:** 1 pleno, tres ponencias
- **Integration of the highest management body:**

Total number of judgeships	3
Women	2
Men	1

- **Main powers in the election framework:**
Established in the second section, from Article 162 of the LIPEEG.

Parties and, if applicable, independent candidates contesting in the election

- **Political parties with national registration:**

Name	Logo
National Action Party	
Institutional Revolutionary Party	
Democratic Revolution Party	
Labour Party	
Green Ecologist Party of Mexico	
Citizen Movement	
Morena	

- **Independent candidacies:**








Total candidacies	33
Women	21
Men	12

- Number of independent candidates refers to the candidates for the municipal councils of the municipalities of Santa Cruz de Juventino Rosas, San Miguel de Allende and San Luis de la Paz.

Prerogatives
for parties and
candidates

- **Allocation of public funding for each of the positions:**

According to Agreement CGIEEG/045/2023 dated 31 August 2023, the General Council of the Electoral Institute of the State of Guanajuato approved the public funding to be granted to Political Parties for Campaign Expenses for the 2023-2024 Ordinary Local Electoral Process.

POLITICAL PARTY		PUBLIC FUNDING FOR CAMPAIGN EXPENSES
		(50% OF THE ORDINARY PUBLIC FUNDING 2024)
	PAN	\$ 38,104,029.47 MXN
	PRI	\$ 16,280,967.56 MXN
	PRD	\$ 2,014,773.96 MXN
	PT	\$ 2,014,773.96 MXN
	PVEM	\$ 11,319,662.38 MXN
	CITIZEN MOVEMENT	\$ 10,907,543.14 MXN
	MORENA	\$ 24,126,495.50 MXN
TOTAL		\$ 104,768,245.98 MXN

It is worth mentioning that the General Law on Political Parties in its Article 51, paragraph 1, subsection b), section I, states that in the year of the election in which the federal or local Executive Power and the two Chambers of the Congress of the Union or the Chamber of a federal entity are renewed, each national or local political party, respectively, will be granted for campaign expenses an amount equivalent to fifty percent of the public funding that corresponds to it for the support of its permanent ordinary activities in that year.

- **Limits on private funding contributions:**

In accordance with agreement CGIEEG/083/2023 dated 14 November 2023, the General Council of the Electoral Institute of the State of Guanajuato approved the limits of private funding that political parties may receive during the 2024th fiscal year from their militants, candidates, and supporters, as well as the individual limit of contributions from supporters.

FIRST. The limit of the contributions that each political party may receive in money or in kind from militants during the year 2024, without exceeding the annual limit of private financing established for each political party in this agreement, amounts to the sum of \$24,177,287.53

(twenty-four million one hundred and seventy-seven thousand two hundred and eighty-seven pesos 53/100 M.N.).

SECOND. The limit of contributions that each political party may receive in cash or in kind from candidates during the year 2024, without exceeding the annual limit of private financing established for each political party in this agreement, amounts to the sum of \$5,877,195.42 (five million eight hundred and seventy-seven thousand one hundred and ninety-five pesos 42/100 M.N.).

THIRD. The limit of contributions that each political party may receive in money or in kind from supporters during the year 2024, without exceeding the annual limit of private financing established for each political party in this agreement, amounts to the sum of \$5,877,195.42 (five million eight hundred and seventy-seven thousand one hundred and ninety-five pesos 42/100 M.N.).

FOURTH. The individual limit of contributions that each political party may receive in money or in kind from sympathisers as an individual limit during the year 2024, amounts to the sum of \$293,859.77 (two hundred and ninety-three thousand eight hundred and fifty-nine pesos 77/100 M.N.).

FIFTH. In terms of recital 11 of this agreement, the limits of private financing that political parties may receive from contributions from militants, candidates, and supporters during the 2024 fiscal year are established as follows:

The aforementioned in accordance with Article 92, section II, of the local electoral law, which indicates that it is the responsibility of the General Council of the Institute to dictate norms and provisions aimed at making effective the provisions of the aforementioned law. Likewise, Article 92, section VII, establishes that this General Council must oversee compliance with the norms regarding private financing.

Likewise, Article 55 of the local electoral law, private financing shall be subject to the following annual limits:

- «I. Amounts contributed by activists: twelve percent of the public funds allotted to political parties in the relevant year to support their regular and pre-campaign operations;
- II. In the case of contributions from candidates and supporters during electoral processes, ten percent of the expenditure ceiling for the immediately preceding gubernatorial election, to be used in the campaigns of their candidates;
- III. The voluntary and individual contributions that pre-candidates and candidates make solely for their pre-campaigns and campaigns, as well as the minimum and maximum amounts and the frequency of the ordinary and extraordinary contributions of their militants, shall be freely determined by each political party through the capable internal body of the political parties, and
- IV. Individual contributions from supporters shall be limited to 0.5 percent of the expenditure ceiling for the immediately preceding gubernatorial election on an annual basis. »






		INDEPENDENT CANDIDACIES	PUBLIC FUNDING FOR CAMPAIGN EXPENSES								
	1	San Luis de la Paz LAGRACED	\$ 215,800.02 MXN								
	2	San Miguel de Allende SEMBREMOS UN MEJOR MAÑANA	\$312,049.14 MXN								
	3	Santa Cruz de Juventino Rosas Por un Juventino Rosas Mejor	\$143,742.16 MXN								
Participation of specific groups	The period for approval of the registration of all candidates as well as the participation of persons from vulnerable groups ends on 14 April, so this data will be updated when the information is available.										
Voting by residents abroad (If applicable)	<table border="1"> <tr> <td>Total voters</td> <td>12,168 Cut off as of 29/February/2024</td> </tr> <tr> <td>Method of voting</td> <td>Postal. Electronic via Internet. In person.</td> </tr> <tr> <td>Positions to choose</td> <td>Governorship</td> </tr> <tr> <td>Number of representatives for these positions</td> <td>1</td> </tr> </table>			Total voters	12,168 Cut off as of 29/February/2024	Method of voting	Postal. Electronic via Internet. In person.	Positions to choose	Governorship	Number of representatives for these positions	1
Total voters	12,168 Cut off as of 29/February/2024										
Method of voting	Postal. Electronic via Internet. In person.										
Positions to choose	Governorship										
Number of representatives for these positions	1										
Dissemination of results	<ul style="list-style-type: none"> Provisional counting mechanisms and dissemination of results: PREP https://prepgto2024.ieeg.mx/ 										
Dispute resolution	<ul style="list-style-type: none"> First instance to deal with proceedings: State Electoral Tribunal of Guanajuato. Second instance to deal with proceedings: Monterrey Regional Chamber. If applicable, subsequent instances to deal with proceedings: Superior Chamber of the Electoral Tribunal of the Judiciary of the Federation. 										

**Executive
branch of the
state**





































Holder	Diego Sinhue Rodríguez Vallejo
Party or coalition	PAN – PRD – MC Coalition
Period in office	From 26 September 2018 to 25 September 2024

Characteristics of the most recent state gubernatorial election

- Date: 1 July 2018
- Participation: 52.52%
- Results (indicate percentage of vote by party, coalition, or independent candidacy, as applicable).

	PAN PRD MC COALITION	PRI	PVEM	MORENA-PT- ENCUENTRO SOCIAL COALITION	NA
					
Total	1,040,949	266,916	143,739	507,903	58,815
Voting percentage	49.83%	12.77%	6.88%	24.31%	2.81%

Source: <https://prepgto2018.ieeg.mx/#/gubernatura/entidad>

Legislative branch of the state	<table border="1"> <tr> <td>Current party and independent party composition</td> <td>Total: 36 National Action Party: 21 Morena: 8 Institutional Revolutionary Party: 4 Green Ecologist Party of Mexico: 2 Citizen Movement Party: 1</td> </tr> <tr> <td>Women</td> <td>18</td> </tr> <tr> <td>Men</td> <td>18</td> </tr> <tr> <td>Term of the current legislature</td> <td>25 September 2021 and ending 24 September 2024.</td> </tr> </table>	Current party and independent party composition	Total: 36 National Action Party: 21 Morena: 8 Institutional Revolutionary Party: 4 Green Ecologist Party of Mexico: 2 Citizen Movement Party: 1	Women	18	Men	18	Term of the current legislature	25 September 2021 and ending 24 September 2024.																																							
	Current party and independent party composition	Total: 36 National Action Party: 21 Morena: 8 Institutional Revolutionary Party: 4 Green Ecologist Party of Mexico: 2 Citizen Movement Party: 1																																														
Women	18																																															
Men	18																																															
Term of the current legislature	25 September 2021 and ending 24 September 2024.																																															
<p>Characteristics of the most recent election to the state legislature</p> <ul style="list-style-type: none"> – Date: 7 June 2021 – Participation: 43.63% – Results (indicate percentage of vote by party, coalition, or independent candidacy, as applicable). <table border="1"> <tr> <td></td> <td></td> <td></td> <td></td> <td></td> <td></td> <td></td> <td></td> <td></td> <td></td> <td></td> <td></td> </tr> <tr> <td>PAN</td> <td>PRI</td> <td>PRD</td> <td>PVEM</td> <td>PT</td> <td>MC</td> <td>MORENA</td> <td>NA</td> <td>PES</td> <td>RSP</td> <td>FxM</td> <td>CI</td> </tr> <tr> <td>802,834</td> <td>230,292</td> <td>46,213</td> <td>89,692</td> <td>34,121</td> <td>86,929</td> <td>436,265</td> <td>52,295</td> <td>26,926</td> <td>31,363</td> <td>25,545</td> <td>3,100</td> </tr> <tr> <td>41.83%</td> <td>11.99%</td> <td>2.40%</td> <td>4.67%</td> <td>1.77%</td> <td>4.52%</td> <td>22.73%</td> <td>2.72%</td> <td>1.40%</td> <td>1.63%</td> <td>1.33%</td> <td>0.16%</td> </tr> </table> <p>Source: https://prepgto2021.ieeg.mx/#/diputaciones/entidad/votos-ppyci/grafica</p>													PAN	PRI	PRD	PVEM	PT	MC	MORENA	NA	PES	RSP	FxM	CI	802,834	230,292	46,213	89,692	34,121	86,929	436,265	52,295	26,926	31,363	25,545	3,100	41.83%	11.99%	2.40%	4.67%	1.77%	4.52%	22.73%	2.72%	1.40%	1.63%	1.33%	0.16%
																																																
PAN	PRI	PRD	PVEM	PT	MC	MORENA	NA	PES	RSP	FxM	CI																																					
802,834	230,292	46,213	89,692	34,121	86,929	436,265	52,295	26,926	31,363	25,545	3,100																																					
41.83%	11.99%	2.40%	4.67%	1.77%	4.52%	22.73%	2.72%	1.40%	1.63%	1.33%	0.16%																																					
Judicial branch of the state	<table border="1"> <tr> <td>Total number of judgeships</td> <td>21</td> </tr> <tr> <td>Women</td> <td>10</td> </tr> <tr> <td>Men</td> <td>11</td> </tr> <tr> <td>Period in office</td> <td>Four years</td> </tr> </table>	Total number of judgeships	21	Women	10	Men	11	Period in office	Four years																																							
Total number of judgeships	21																																															
Women	10																																															
Men	11																																															
Period in office	Four years																																															
State Constitution link	https://congreso-gto.s3.amazonaws.com/uploads/reforma/pdf/3492/CPG_REF_21Agosto2023.pdf																																															
State's electoral legislation link	https://congreso-gto.s3.amazonaws.com/uploads/reforma/pdf/3525/LIPEEG_REF20Nov2023.pdf																																															